

Fittings, Tubing & Nipples

P Series Pipe Fittings

Pressures to 15,000 psi (1034 bar)

Since 1945 Autoclave Engineers has designed and built premium quality valves, fittings and tubing. This commitment to engineering and manufacturing excellence has earned Autoclave a reputation for reliable, efficient product performance. Autoclave Engineers has long been established as the world leader in high pressure fluid handling components for the chemical/petrochemical, research and oil and gas industries.



Pipe Fittings, Tubing and Nipples Features:

- Available sizes are 1/4", 3/8", 1/2", 3/4" and 1"
- Fittings and tubing manufactured from cold worked 316 stainless steel.
- Operating Temperatures from 0°F (-17.8°C) to 400°F (204°C).

**Autoclave
Engineers** 

Fluid Components
Division of Snap-tite, Inc.
www.autoclave.com

Fittings, Tubing & Nipples - P Series

Pipe Fittings

Pressures to 15,000 psi (1034 bar)

Autoclave Engineers pipe fittings, P Series, are designed for liquid and gas applications. Available from 1/4" to 1" NPT to 15,000 psi and temperatures to 400°F (204°C)



Catalog Number	Connection Type	Pressure Rating psi (bar)*	Minimum Opening	Dimensions - inches (mm)				Block Thickness	Fitting Pattern
				A	B	C	D		

Pipe Elbow

PL4400	1/4" NPT	15,000 (1034.20)	0.42 (10.67)	1.13 (28.58)	1.50 (38.10)	0.75 (19.05)	0.75 (19.05)	0.75 (19.05)	See Figure 1
PL6600	3/8" NPT	15,000 (1034.20)	0.56 (14.22)	1.50 (38.10)	2.00 (50.80)	1.00 (25.40)	1.00 (25.40)	1.00 (25.40)	
PL8800	1/2" NPT	15,000 (1034.20)	0.69 (17.53)	1.88 (47.75)	3.00 (76.20)	1.25 (31.75)	1.50 (38.10)	1.25 (31.75)	
PL12	3/4" NPT	10,000 (689.46)	0.89 (22.61)	2.18 (55.37)	3.00 (76.20)	1.50 (38.10)	1.50 (38.10)	1.38 (35.05)	
PL16	1" NPT	10,000 (689.46)	1.13 (28.58)	2.50 (63.50)	4.12 (104.65)	1.56 (39.67)	2.06 (52.37)	1.75 (44.45)	

Pipe Tee

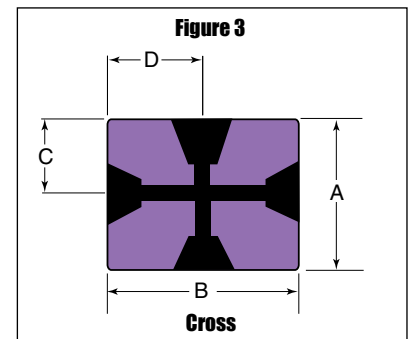
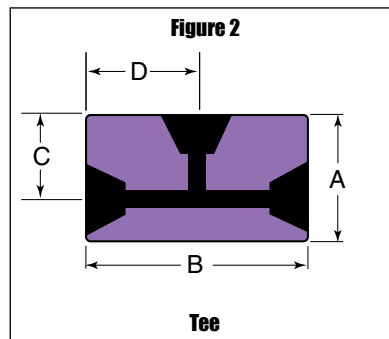
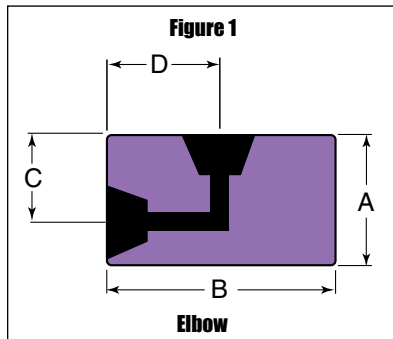
PT4440	1/4" NPT	15,000 (1034.20)	0.42 (10.67)	1.13 (28.58)	1.50 (38.10)	0.75 (19.05)	0.75 (19.05)	0.75 (19.05)	See Figure 2
PT6660	3/8" NPT	15,000 (1034.20)	0.56 (14.22)	1.50 (38.10)	2.00 (50.80)	1.00 (25.40)	1.00 (25.40)	1.00 (25.40)	
PT8880	1/2" NPT	15,000 (1034.20)	0.69 (17.53)	1.88 (47.75)	3.00 (76.20)	1.25 (31.75)	1.50 (38.10)	1.25 (31.75)	
PT12	3/4" NPT	10,000 (689.46)	0.89 (22.61)	2.18 (55.37)	3.00 (76.20)	1.50 (38.10)	1.50 (38.10)	1.38 (35.05)	
PT16	1" NPT	10,000 (689.46)	1.13 (28.58)	2.50 (63.50)	4.12 (104.65)	1.56 (39.67)	2.06 (52.37)	1.75 (44.45)	

Pipe Cross

PX4444	1/4" NPT	15,000 (1034.20)	0.42 (10.67)	1.50 (38.10)	1.50 (38.10)	0.75 (19.05)	0.75 (19.05)	0.75 (19.05)	See Figure 3
PX6666	3/8" NPT	15,000 (1034.20)	0.56 (14.22)	2.00 (50.80)	2.00 (50.80)	1.00 (25.40)	1.00 (25.40)	1.00 (25.40)	
PX8888	1/2" NPT	15,000 (1034.20)	0.69 (17.53)	2.50 (63.50)	3.00 (76.20)	1.25 (31.75)	1.50 (38.10)	1.25 (31.75)	
PX12	3/4" NPT	10,000 (689.46)	0.89 (22.61)	3.00 (76.20)	3.00 (76.20)	1.50 (38.10)	1.50 (38.10)	1.38 (35.05)	
PX16	1" NPT	10,000 (689.46)	1.13 (28.58)	3.13 (79.38)	4.12 (104.65)	1.56 (39.67)	2.06 (52.37)	1.75 (44.45)	

*Maximum pressure rating is based on the lowest rating of any component. Actual working pressure may be determined by pipe pressure rating, if lower. All dimensions for reference only and subject to change.

For prompt service, Autoclave stocks select products. Consult your local representative. For mounting hole option add suffix PM to catalog number. Consult factory for mounting hole dimensions.



Catalog Number	Connection Type	Pressure Rating psi (bar)*	Minimum Opening	Dimensions - in.(mm)		Fitting Pattern
				A	B	

Pipe Coupling

15F4488	1/4" NPT	15,000 (1034.20)	0.42 (10.67)	.075 (19.05)	1.50 (38.10)	See Figure 4
15F6688	3/8" NPT	15,000 (1034.20)	0.56 (14.22)	1.00 (25.40)	1.63 (41.28)	
15F8888	1/2" NPT	15,000 (1034.20)	0.69 (17.53)	1.19 (30.23)	2.00 (50.80)	
10F121288	3/4" NPT	10,000 (689.46)	0.89 (22.61)	1.38 (30.06)	2.75 (69.90)	
10F161688	1" NPT	10,000 (689.46)	1.13 (28.58)	1.75 (44.50)	2.50 (63.50)	

Catalog Number	Connection Type	Pressure Rating psi (bar)*	Minimum Opening	Dimensions - inches (mm)				E Max	Fitting Pattern
				A	B	C	D		

Pipe Bulkhead Coupling

15BF4488	1/4" NPT	15,000 (1034.20)	0.42 (10.67)	0.94 (23.80)	2.00 (50.80)	1.00 (25.40)	0.63 (15.75)	0.38 (9.65)	See Figure 5
15BF6688	3/8" NPT	15,000 (1034.20)	0.56 (14.22)	1.13 (28.60)	2.38 (60.50)	1.38 (35.05)	0.79 (20.07)	0.38 (9.65)	
15BF8888	1/2" NPT	15,000 (1034.20)	0.69 (17.53)	1.68 (42.67)	2.63 (66.80)	1.88 (47.80)	0.91 (23.11)	0.38 (9.65)	
10BF121288	3/4" NPT	10,000 (689.46)	0.89 (22.61)	1.68 (42.67)	2.63 (66.80)	1.88 (47.80)	0.91 (23.11)	0.38 (9.65)	
10BF161688	1" NPT	10,000 (689.46)	1.13 (28.58)	1.94 (49.28)	3.50 (88.90)	1.87 ⁺ (47.50)	1.50 (38.10)	0.38 (9.65)	

Catalog Number	Connection Type	Pressure Rating psi (bar)*	Dimensions - in.(mm)		Fitting Pattern
			A	B	

Pipe Plugs

PP40	1/4" NPT	15,000 (1034.20)	0.63 (16.00)	1.12 (28.45)	See Figure 6
PP60	3/8" NPT	15,000 (1034.20)	0.75 (19.05)	1.12 (28.45)	
PP80	1/2" NPT	15,000 (1034.20)	1.00 (25.40)	1.50 (38.10)	
PP120	3/4" NPT	10,000 (689.46)	1.38 (35.05)	1.50 (38.10)	
PP160	1" NPT	10,000 (689.46)	1.38 (35.05)	1.88 (47.75)	

NOTE: NPT (Pipe) Connections:

- NPT threads must be sealed using a high quality PTFE tape and/or paste product. Refer to thread sealant manufacturer's instructions on how to apply thread sealant.
- Sealing performance may vary based on many factors such as pressure, temperature, media, thread quality, thread material, proper thread engagement and proper use of thread sealant.
- Customer should limit the number of times an NPT fitting is assembled and disassembled because thread deformation during assembly will result in deteriorating seal quality over time. When using only PTFE tape, consider using thread lubrication to prevent galling of mating parts.

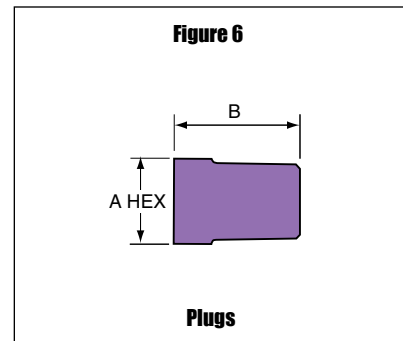
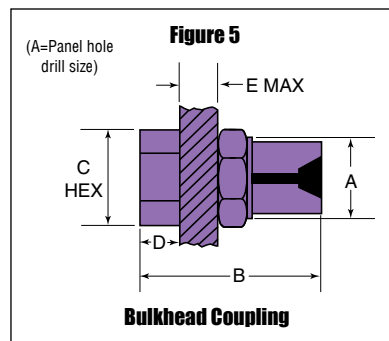
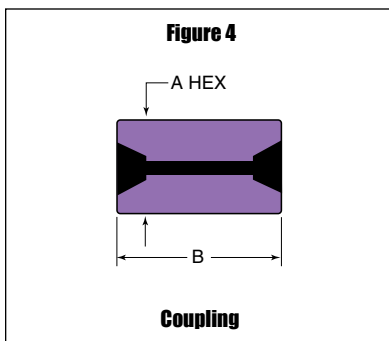
*Maximum pressure rating is based on the lowest rating of any component.

+ distance across flats

All dimensions for reference only and subject to change.

For prompt service, Autoclave stocks select products.

Consult your local representative.



Pressures to 15,000 (1034 bar)

Catalog Number	Connection Type	Pressure Rating psi (bar)*	Minimum Opening	Dimensions - inches (mm)				Block Thickness	Fitting Pattern
				A	B	C	D		

Street Pipe Elbow

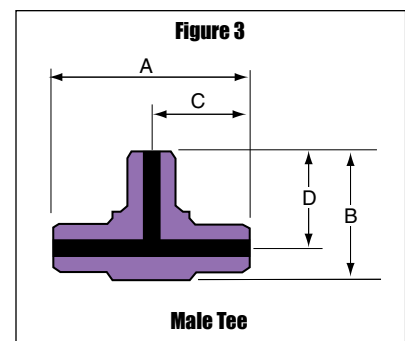
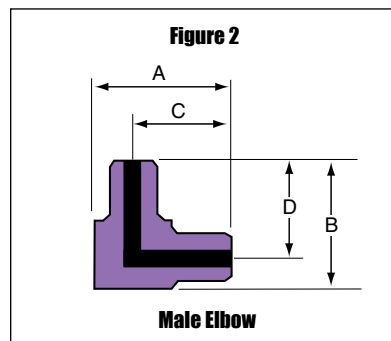
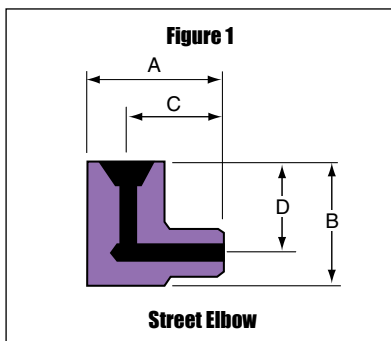
SPL4400	1/4" NPT	15,000 (1034.20)	0.219 (5.54)	1.50 (38.10)	1.50 (38.10)	1.13 (28.70)	1.00 (25.40)	0.75 (19.05)	See Figure 1
SPL6600	3/8" NPT	15,000 (1034.20)	0.297 (7.54)	1.75 (44.75)	1.50 (38.10)	1.25 (31.75)	1.00 (25.40)	1.00 (25.40)	
SPL8800	1/2" NPT	15,000 (1034.20)	0.359 (9.12)	2.25 (57.15)	2.00 (50.80)	1.63 (41.40)	1.25 (31.75)	1.25 (31.75)	
SPL12	3/4" NPT	10,000 (689.46)	0.609 (14.47)	2.50 (63.50)	2.62 (66.55)	1.75 (44.45)	1.31 (33.27)	1.50 (38.10)	
SPL16	1" NPT	10,000 (689.46)	0.765 (19.43)	4.12 (104.65)	2.50 (63.50)	2.69 (68.33)	1.75 (44.45)	1.75 (44.45)	

Male Pipe Elbow

MPL4400	1/4" NPT	15,000 (1034.20)	0.219 (5.54)	1.50 (38.10)	1.50 (38.10)	1.13 (28.70)	1.13 (28.70)	0.75 (19.05)	See Figure 2
MPL6600	3/8" NPT	15,000 (1034.20)	0.297 (7.54)	1.75 (44.45)	1.75 (44.45)	1.25 (31.75)	1.25 (31.75)	1.00 (25.40)	
MPL8800	1/2" NPT	15,000 (1034.20)	0.359 (9.12)	2.00 (50.80)	2.00 (50.80)	1.50 (38.10)	1.50 (38.10)	1.00 (25.40)	
MPL12	3/4" NPT	10,000 (689.46)	0.609 (14.47)	2.62 (66.55)	2.62 (66.55)	1.75 (44.45)	1.75 (44.45)	1.50 (38.10)	
MPL16	1" NPT	10,000 (689.46)	0.765 (19.43)	3.00 (76.20)	3.00 (76.20)	2.13 (54.10)	2.13 (54.10)	1.38 (35.05)	

Male Pipe Tee

MPT4440	1/4" NPT	15,000 (1034.20)	0.219 (5.54)	2.25 (57.15)	1.50 (38.10)	1.13 (28.70)	1.13 (28.70)	0.75 (19.05)	See Figure 3
MPT6660	3/8" NPT	15,000 (1034.20)	0.297 (7.54)	2.50 (63.50)	1.75 (44.45)	1.75 (44.45)	1.25 (31.75)	1.00 (25.40)	
MPT8880	1/2" NPT	15,000 (1034.20)	0.359 (9.12)	3.00 (76.20)	2.00 (50.80)	1.50 (38.10)	1.50 (38.10)	1.00 (25.40)	
MPT12	3/4" NPT	10,000 (689.46)	0.609 (14.47)	3.50 (88.90)	2.62 (66.55)	1.75 (44.45)	1.75 (44.45)	1.50 (38.10)	
MPT16	1" NPT	10,000 (689.46)	0.765 (19.43)	4.12 (104.65)	3.00 (76.20)	2.13 (54.10)	2.13 (54.10)	1.75 (44.45)	



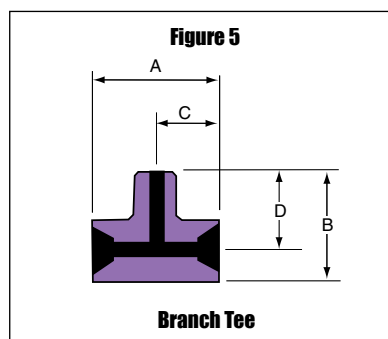
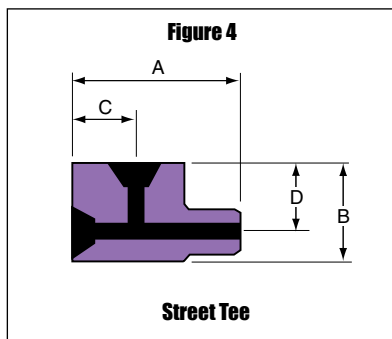
Catalog Number	Connection Type	Pressure Rating psi (bar)*	Minimum Opening	Dimensions - inches (mm)				Block Thickness	Fitting Pattern
				A	B	C	D		

Street Pipe Tee

SPT4440	1/4" NPT	15,000 (1034.20)	0.219 (5.54)	2.00 (50.80)	1.38 (35.05)	0.81 (20.57)	1.00 (25.40)	0.75 (19.05)	See Figure 4
SPT6660	3/8" NPT	15,000 (1034.20)	0.297 (7.54)	2.50 (63.50)	1.50 (38.10)	1.00 (25.40)	1.00 (25.40)	1.00 (25.40)	
SPT8880	1/2" NPT	15,000 (1034.20)	0.359 (9.12)	3.00 (76.20)	1.75 (44.45)	1.50 (38.10)	1.25 (31.75)	1.25 (31.75)	
SPT12	3/4" NPT	10,000 (689.46)	0.609 (14.47)	3.12 (79.25)	2.62 (66.55)	1.38 (35.05)	1.31 (33.27)	1.50 (38.10)	
SPT16	1" NPT	10,000 (689.46)	0.765 (19.43)	4.12 (104.65)	3.00 (76.20)	2.13 (54.10)	2.13 (54.10)	1.75 (44.45)	

Male Branch Tee

BPT4440	1/4" NPT	15,000 (1034.20)	0.219 (5.54)	2.00 (50.80)	1.50 (38.10)	1.00 (25.40)	1.13 (28.70)	0.75 (19.05)	See Figure 5
BPT6660	3/8" NPT	15,000 (1034.20)	0.297 (7.54)	2.00 (50.80)	1.75 (44.45)	1.00 (25.40)	1.25 (31.75)	1.00 (25.40)	
BPT8880	1/2" NPT	15,000 (1034.20)	0.359 (9.12)	3.00 (76.20)	2.25 (57.15)	1.50 (38.10)	1.62 (41.15)	1.25 (31.75)	
BPT12	3/4" NPT	10,000 (689.46)	0.609 (14.47)	3.00 (76.20)	2.50 (63.50)	1.50 (38.10)	1.75 (44.45)	1.38 (35.05)	
BPT16	1" NPT	10,000 (689.46)	0.765 (19.43)	4.12 (104.65)	3.00 (76.20)	2.06 (52.32)	2.13 (54.10)	1.75 (44.45)	



NOTE: NPT (Pipe) Connections:

- NPT threads must be sealed using a high quality PTFE tape and/or paste product. Refer to thread sealant manufacturer's instructions on how to apply thread sealant.
- Sealing performance may vary based on many factors such as pressure, temperature, media, thread quality, thread material, proper thread engagement and proper use of thread sealant.
- Customer should limit the number of times an NPT fitting is assembled and disassembled because thread deformation during assembly will result in deteriorating seal quality over time. When using only PTFE tape, consider using thread lubrication to prevent galling of mating parts.

Pipe Hex Nipples

Pressures to 15,000 psi (1034 bar)

For rapid system make-up, Autoclave Engineers supplies pipe nipples in various sizes and lengths for pipe valves and fittings.

Special lengths

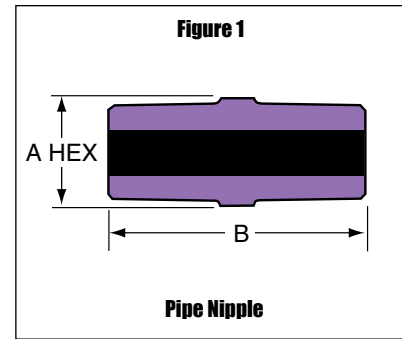
In addition to the standard lengths listed in the table below, nipples are available in custom lengths. Consult factory.



Catalog Number	Connection Type	Pressure Rating psi (bar)*	Minimum Opening	Dimensions - in.(mm)		Fitting Pattern
				A Hex	B	

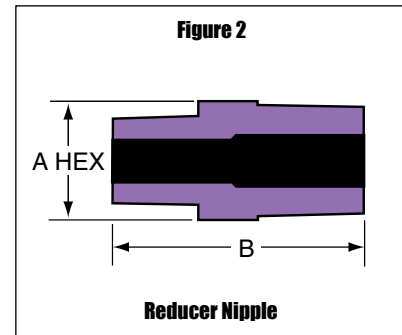
Pipe Hex Close Nipples

15MAP4P4	1/4" NPT	15,000 (1034.20)	0.219 (5.54)	0.63 (16.00)	1.81 (46.02)	See Figure 1
15MAP6P6	3/8" NPT	15,000 (1034.20)	0.297 (7.54)	0.75 (19.05)	1.88 (47.63)	
15MAP8P8	1/2" NPT	15,000 (1034.20)	0.359 (9.12)	0.94 (23.88)	2.50 (63.50)	
10MAP12P12	3/4" NPT	10,000 (689.46)	0.609 (14.47)	1.19 (30.23)	2.50 (63.50)	
10MAP16P16	1" NPT	10,000 (689.46)	0.765 (19.43)	1.38 (35.05)	3.19 (81.03)	



Pipe Hex Nipples

15MAP4P4-4	1/4" NPT	15,000 (1034.20)	0.219 (5.54)	0.63 (16.00)	4.00 (101.60)	See Figure 1
15MAP4P4-6	1/4" NPT	15,000 (1034.20)	0.219 (5.54)	0.63 (16.00)	6.00 (152.40)	
15MAP4P4-8	1/4" NPT	15,000 (1034.20)	0.219 (5.54)	0.63 (16.00)	8.00 (203.20)	
15MAP6P6-4	3/8" NPT	15,000 (1034.20)	0.297 (7.54)	0.75 (19.05)	4.00 (101.60)	
15MAP6P6-6	3/8" NPT	15,000 (1034.20)	0.297 (7.54)	0.75 (19.05)	6.00 (152.40)	
15MAP6P6-8	3/8" NPT	15,000 (1034.20)	0.297 (7.54)	0.75 (19.05)	8.00 (203.20)	
15MAP8P8-4	1/2" NPT	15,000 (1034.20)	0.359 (9.12)	0.94 (23.88)	4.00 (101.60)	
15MAP8P8-6	1/2" NPT	15,000 (1034.20)	0.359 (9.12)	0.94 (23.88)	6.00 (152.40)	
15MAP8P8-8	1/2" NPT	15,000 (1034.20)	0.359 (9.12)	0.94 (23.88)	8.00 (203.20)	
10MAP12P12-4	3/4" NPT	10,000 (689.46)	0.609 (14.47)	1.19 (30.23)	4.00 (101.60)	
10MAP12P12-6	3/4" NPT	10,000 (689.46)	0.609 (14.47)	1.19 (30.23)	6.00 (152.40)	
10MAP12P12-8	3/4" NPT	10,000 (689.46)	0.609 (14.47)	1.19 (30.23)	8.00 (203.20)	
10MAP16P16-4	1" NPT	10,000 (689.46)	0.765 (19.43)	1.38 (35.05)	4.00 (101.60)	
10MAP16P16-6	1" NPT	10,000 (689.46)	0.765 (19.43)	1.38 (35.05)	6.00 (152.40)	
10MAP16P16-8	1" NPT	10,000 (689.46)	0.765 (19.43)	1.38 (35.05)	8.00 (203.20)	



Pipe Hex Reducer Nipples

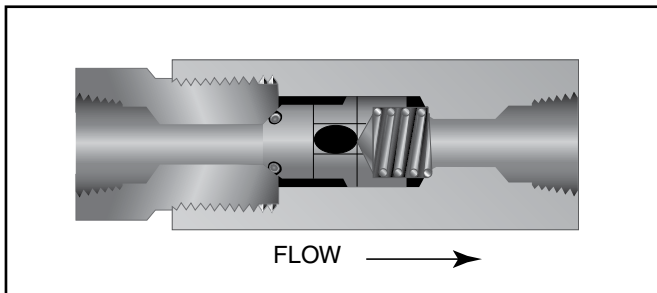
15MAP4P6	1/4" to 3/8" NPT	15,000 (1034.20)	0.203 (5.16)	0.75 (19.05)	1.88 (47.75)	See Figure 2
15MAP4P8	1/4" to 1/2" NPT	15,000 (1034.20)	0.203 (5.16)	0.94 (23.88)	2.31 (58.67)	
10MAP8P16	1/2" to 1" NPT	10,000 (689.46)	0.375 (9.53)	1.38 (35.05)	2.88 (73.15)	
10MAP12P16	3/4" to 1" NPT	10,000 (689.46)	0.500 (12.70)	1.38 (35.05)	2.94 (74.68)	

*Maximum pressure rating is based on the lowest rating of any component. Actual working pressure may be determined by tubing pressure rating, if lower. All dimensions for reference only and subject to change.

Pipe Check Valves

Pressures to 15,000 (1034 bar)

Pipe O-Ring Check Valves



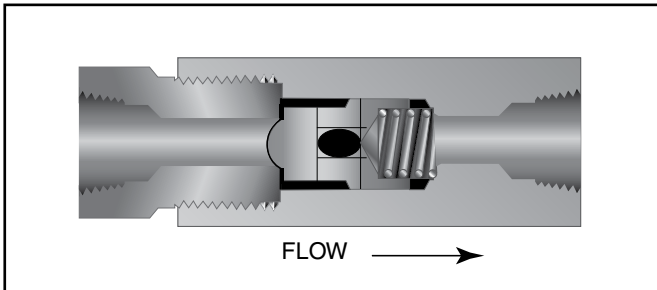
Minimum operating temperature for standard o-ring check valves 0°F (-17.8°C).

Provides unidirectional flow and tight shut-off for liquids and gas with high reliability. When differential drops below cracking pressure*, valve shuts off. **(Not for use as relief valve.)**

Materials: 316 Stainless Steel: body, cover, poppet, cover gland. 300 Series Stainless Steel: spring
Standard O-ring: Viton, for operation to 400° F (204°C).
Buna-N or Teflon available for 250°F (121°C) or 400°F (204°C) respectively; specify when ordering.

***Cracking Pressure:** 20 psi (1.38 bar) ±30%. Springs for higher cracking pressures (up to 100 psi (6.89 bar)) available on special order for O-ring style check valves only.

Pipe Ball Check Valves



Minimum operating temperature for pipe ball check valves 0°F (-17.8°C).

Prevents reverse flow where **leak-tight shut-off is not mandatory**. When differential drops below cracking pressure, valve closes. With all-metal components, valve can be used up to 400°F (204°C). See Technical Information section for connection temperature limitations. (Not for use as a relief valve.)

Ball and poppet are an integral design to assure positive, in-line seating without “chatter”. Poppet is designed essentially for axial flow with minimum pressure drop.

Materials: 316 Stainless Steel: body, cover, ball poppet, cover gland. 300 Series Stainless Steel: ball, spring.

***CAUTION:** While testing has shown O-Rings to provide satisfactory service life, both cyclic and shelf life may vary widely with differing service conditions, properties of reactants, pressure and temperature cycling and age of the O-ring. FREQUENT INSPECTIONS SHOULD BE MADE to detect any deterioration, and O-rings replaced as required.*

Pipe Check Valves

Catalog Number	Connection Type	Pressure Rating psi (bar)*	Minimum Opening	Rated Cv	Dimensions - inches (mm)				Fitting Pattern
					A	B	C Hex	D Hex	

Pipe O-Ring Check Valves

CP04400	1/4" NPT	15,000 (1034.20)	0.12 (3.05)	.28	3.37 (85.60)	2.38 (60.33)	0.81 (20.57)	0.81 (20.57)	See Figure 1
CP06600	3/8" NPT	15,000 (1034.20)	0.22 (5.59)	.84	3.95 (100.33)	2.88 (73.15)	1.00 (25.40)	1.00 (25.40)	
CP08800	1/2" NPT	15,000 (1034.20)	0.36 (9.14)	2.30	5.36 (136.14)	3.88 (98.55)	1.38 (35.05)	1.19 (30.23)	
CP012	3/4" NPT	10,000 (689.46)	0.52 (13.21)	4.70	6.29 (159.77)	4.75 (120.65)	1.75 (44.45)	1.38 (35.05)	
CP016	1" NPT	10,000 (689.46)	0.69 (17.53)	7.40	7.71 (195.83)	5.75 (146.05)	1.88* (47.75)	1.88 (47.75)	

Pipe Ball Check Valves

CPB4400	1/4" NPT	15,000 (1034.20)	0.12 (3.05)	.28	3.37 (85.60)	2.38 (60.33)	0.81 (20.57)	0.81 (20.57)	See Figure 1
CPB6600	3/8" NPT	15,000 (1034.20)	0.22 (5.59)	.84	3.95 (100.33)	2.88 (73.15)	1.00 (25.40)	1.00 (25.40)	
CPB8800	1/2" NPT	15,000 (1034.20)	0.36 (9.12)	2.30	5.36 (136.14)	3.88 (98.55)	1.38 (35.05)	1.19 (30.23)	
CPB12	3/4" NPT	10,000 (689.46)	0.52 (13.21)	4.70	6.29 (159.77)	4.75 (120.65)	1.75 (44.45)	1.38 (35.05)	
CPB16	1" NPT	10,000 (689.46)	0.69 (17.53)	7.40	7.71 (195.83)	5.75 (146.05)	1.88* (47.75)	1.88 (47.75)	

Check Flow - water, GPM

For flow rates using alternate fluids, consult Autoclave Engineers.

*Maximum pressure rating is based on the lowest rating of any component.

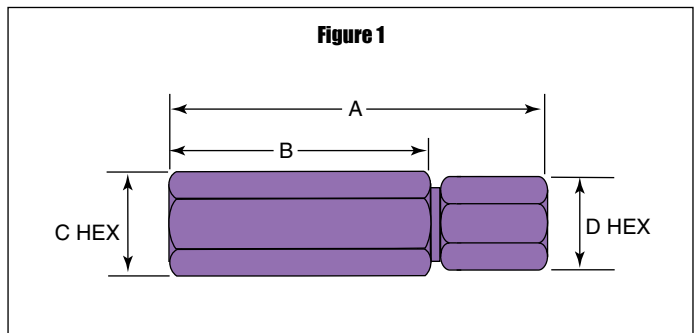
+ distance across flats

All dimensions for reference only and subject to change.

For prompt service, Autoclave stocks select products. Consult your local representative.

NOTE: NPT (Pipe) Connections:

- NPT threads must be sealed using a high quality PTFE tape and/or paste product. Refer to thread sealant manufacturer's instructions on how to apply thread sealant.
- Sealing performance may vary based on many factors such as pressure, temperature, media, thread quality, thread material, proper thread engagement and proper use of thread sealant.
- Customer should limit the number of times an NPT fitting is assembled and disassembled because thread deformation during assembly will result in deteriorating seal quality over time. When using only PTFE tape, consider using thread lubrication to prevent galling of mating parts.



All general terms and conditions of sale, including limitations of our liability, apply to all products and services sold.

! WARNING !

FAILURE OR IMPROPER SELECTION OR IMPROPER USE OF THE PRODUCTS AND/OR SYSTEMS DESCRIBED HEREIN OR RELATED ITEMS CAN CAUSE DEATH, PERSONAL INJURY AND/OR PROPERTY DAMAGE.

This document and other information from Snap-tite, Inc., its subsidiaries and authorized distributors, provides product and/or system options for further investigation by users having technical expertise. It is important that you analyze all aspects of your application and review the information concerning the product or system in the current product catalog. Due to the variety of operation conditions and applications for these products or systems, the user, through its own analysis and testing, is solely responsible for making the final selection of the products and systems and assuring that all performance, safety and warning requirements of the application are met.

The products described herein, including without limitation, product features, specifications, designs, availability and pricing, are subject to change by Snap-tite, Inc. and its subsidiaries at any time without notice.


EUROPE

Industrial Estate
Whitemill-Wexford
Republic of Ireland
PH: 353 53 914 1566 FAX: 353 53 914 1582
e-mail: ste_sales@snap-tite.com
www.snap-tite.com



Fluid Components
Division of Snap-tite, Inc.
8325 Hessinger Drive
Erie, Pennsylvania 16509-4679 USA
PH: 814-860-5700 FAX: 814-860-5811
e-mail: ae_sales@snap-tite.com
www.autoclave.com

ISO-9001 Certified

02-9222BE-1010